


ID7-TESTER





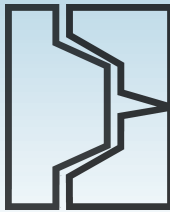



The ID7-Tester applies power to ID7-D-SEQ modules. This allows the installer to test for proper wiring without connecting the ID7-D-SEQ to an eDART™.

1. Disconnect all other modules from the ID7-D-SEQ module.
2. Plug the ID7-Tester into an ID7-D-SEQ Module.
3. Set the machine to the following machine states and verify that the correct sequence light is illuminated.



The images below show the primary eDART sequence signals. For information on additional sequence signals refer to the eDART manual.

| Machine State | Desired Result |
|--|--|
|  Injection Forward |  |
|  Screw Run |  |
|  Mold Clamped to Tonnage |  |



This product contains a 9V alkaline battery. For more information on how to properly dispose of the battery call RJG customer support at 1-800-472-0566.